



*Dermica Pen[®]

Therapies for Skin
Regeneration

Auto micro-needle system



*New version for Carita. European Version for Dermapen and Dr. Dermic. Same device.

dermica[®]
switzerland

Dermica International, LTD.

Boulevard Georges-Favon, 43
1205 Geneva
STWITERLAND

M: +34 636 06 00 80

T: +41 (0) 22 734 3183

Dermica International, LTD.

Room 17A, 17/F, Way On Commercial
Building 500 Jaffe Road, Causeway Bay
HONG KONG

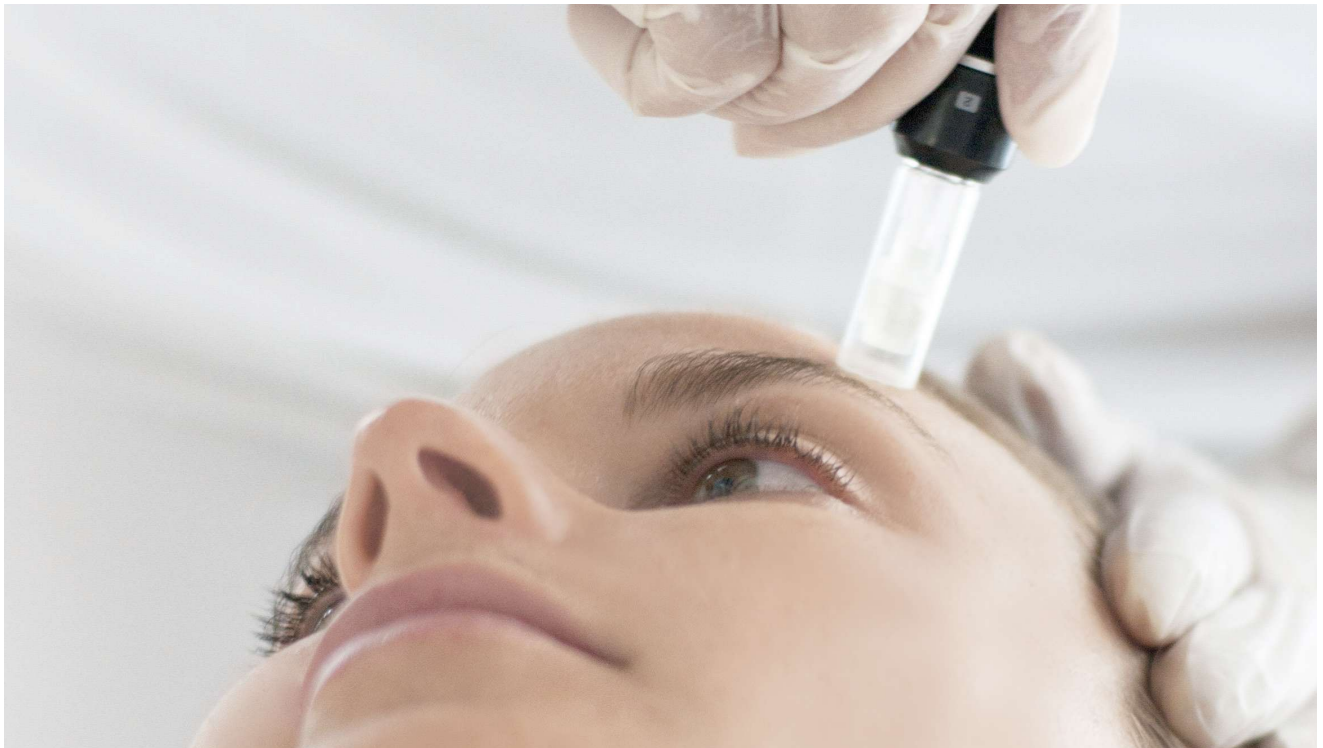
M: +852 3106 5540

T: +852 3012 1452



Microneedles

Auto Micro-Needle High Speed Therapy System



DERMICA PEN® IS the most secure, hygienic, quick and effective trans-dermal penetration system of the market. Its electronic micro-needle unique system, opens thousands of micro channels automatically.

DERMICA PEN® is as effective as ablative laser treatments, like Fraxel, IPL, and comparable to the results of chemical peels. It can be used as an alternative therapy or even combined with others exiting therapies.

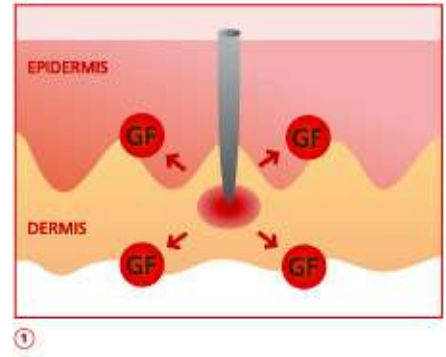
DERMICA PEN has a single use 11-pin head, easy to remove, hygienic and very economical.

Its exclusive needle-head, allows you to control the depth of penetration (0.25 – 2.50 mm.) and speed of the needles, up to 85 cycles / second, making possible to create up to 935 micro-channels per second.



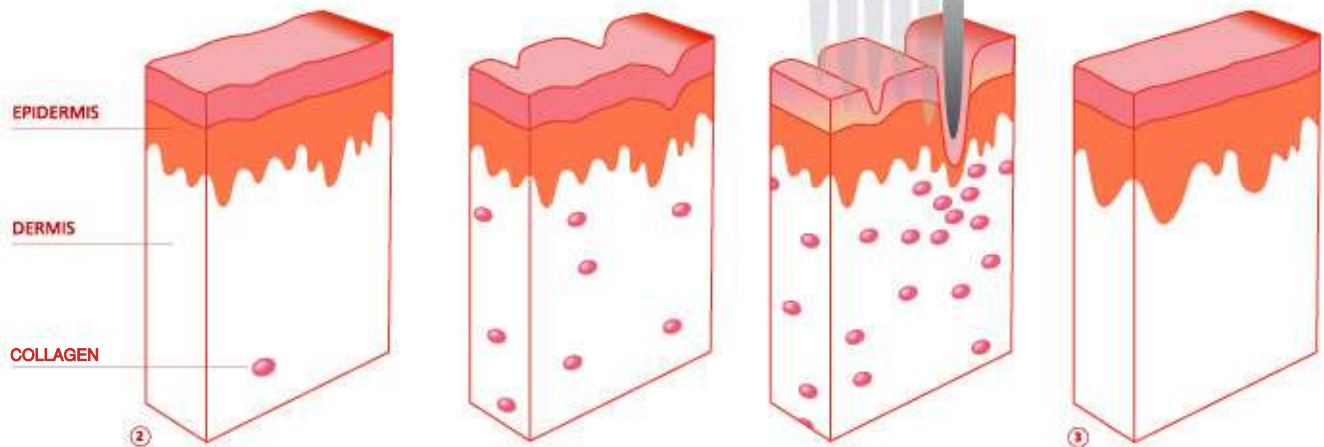
Estimulation

of Collagen / Results with Dermica Pen Therapys



Natural collagen induction with Dermica Pen

- ① Injury. Dermal agression / Inflammation / Growth factors emission / Fibroblat cell multiplication
- ② Collagen and elastin synthesis
- ③ Skin Rejuvenation



Dermica Pen opens up to 935 micro-channels/seg, (56.100 micro-channels/seg)

at a depth constantly adaptable. This increases exponentially the possibilities of penetration of active ingredients and therefore the results obtained.


| ROLLER TRADICIONAL | DERMICA PEN* |
|--------------------|--|
| | |
| | |
| | *Puede abrir hasta 935 microcanales/seg. |



Dermica Pen[®]

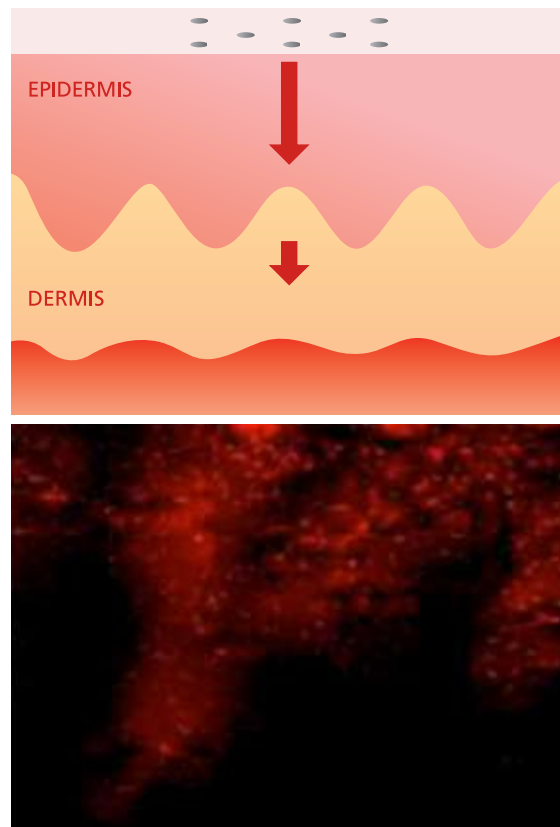
Penetration of the Actives

The higher penetration of actives and the best collagen stimulation comes to a much better result in each treatment.



- ✦ Facial rejuvenation, shrinkage, elasticity, formation of new collagen.
- ✦ Improves acne scars and keloids.
- ✦ Improves fine lines and deep expression.
- ✦ Improving stretch marks.
- ✦ Helps and improve in depigmentating treatments.
- ✦ Treatment of alopecia.
- ✦ Improves the supply of nutrients and therefore the effectiveness and duration of results.

With traditional methods, the skin can barely absorb the active ingredients and only 3% penetrate. Results are much more difficult and take much long to obtain.



- ✦ With Dermica Pen Therapys, up to 90% of actives penetrate the skin, coming to better and more efficient results in a much shorter time.



Results

Dermica Pen®

- ✦ Helps stimulating platelet growth factors to create new collagen and elastin.
- ✦ Correction of common skin problems like scarring acne scars, stretch marks and scars.
- ✦ Whitening, facial moisturization and rejuvenation , used in combination with suitable active ingredients.



Advantages

Using Dermica Pen*

- + The use of disposable needles eliminate the risk of infection.
- + Treatments are performed at a higher speed and accurate than with the traditional derma roller.
- + Needles can reach a depth between 0.20 mm. and 2.5 mm.
- + Less pain for the patient in a much shorter time for each treatment.
- + Less
- + Minor redness and scleroderma. Eliminate side effects by keeping the skin softer
- + Less recovery time after each session.
- + Easy to handle and to transport. Low cost of needle replacement.



ROLLER



DERMICA PEN*



Clinical results

With Dermica Pen[®]

Improves acne scars (5 sessions, one every 2 weeks)



Improves acne scars (5 sessions, one every 2 weeks)



Dermica Pen[®]

Protocol

Protocols

| Applications | Number of treatments recommended | Number of treatments recommend | Solution | Depth of needles | Post-Treatment Care |
|---|----------------------------------|--------------------------------|-----------------------|------------------|---------------------|
| Acne | 6-8 | 7 days | Aznezon | 1.2-1.5 | Sunscreen |
| Acne, scars | 6-10 | 7 days | Aznezon | 1.2-1.8 | Sunscreen |
| Depigmentation | 5-8 | 7 days | Whitezon | 0.5-0.8 | Sunscreen |
| Lifting (improving thin wrinkles) Flash effect. | 5-8 | 7 days | Revitalzon Liftingzon | 0.5-0.8 | Sunscreen |
| Celulite Double chin | 5-8 | 7 days | Firmzon | 1.2-2.5 | |
| Hair | 12-20 | 7 days | Hairzon | 0.5-1.5 | |

The guideline depends on the problem being treated and the condition of each patient, that should be evaluated by a qualified professional.

However, to obtain the best results you should apply a minimum of 6 treatments, spaced two weeks.

At the end of this cycle, 4 treatments are recommended to maintain and improve the results, spaced 4 weeks. So you will obtain the best results.

10 sessions are the total recommended.



Dermica Pen®

User parameters



Forehead and between eye brows

Thin skin
0.5 - 0.75 mm
Speed recommended
2-3
Thick skin
0.75 - 1,00 mm
Speed recommended
4-5



Nose

Thin skin
0.75 - 1.00 mm
Speed recommended
2-3
Thick skin
1.00 mm
Speed recommended
4-5




Scars

Thin skin
1.25-1.5 mm
Speed recommended
5-6
Thick skin
1.25-1.5 mm
Speed recommended
5-6




Lips

Thin skin
0.25 mm
Speed recommended
1-2
Thick skin
0.25 mm
Speed recommended
1-2



Eyes Area

Thin skin
0.25 mm
Speed recommended
2-3
Thick skin
0.25 mm
Speed recommended
2-3



Cheek

Thin skin
1.00 mm
Speed recommended
4-5
Thick skin
1.00-1.25 mm
Speed recommended
4-5

Stretch marks

Thin skin
1.5-2.0 mm
Speed recommended
6-7
Thick skin
1.5-2.5 mm
Speed recommended
6-7



| | N° OF CLICLES / SEG. | MICRO-CHANNELS / SEC. |
|---------|----------------------|-----------------------|
| Level 1 | 20-25 clics | 220-275 |
| Level 2 | 30-35 clics | 330-385 |
| Level 3 | 40-45 clics | 440-495 |
| Level 4 | 50-55 clics | 550-605 |
| Level 5 | 60-65 clics | 660-715 |
| Level 6 | 70-75 clics | 770-825 |
| Level 7 | 80-85 clics | 880-935 |

As a general rule remember, to a deeper depth, correspond a higher speed.

Dermica Pen[®]

Application

Procedure

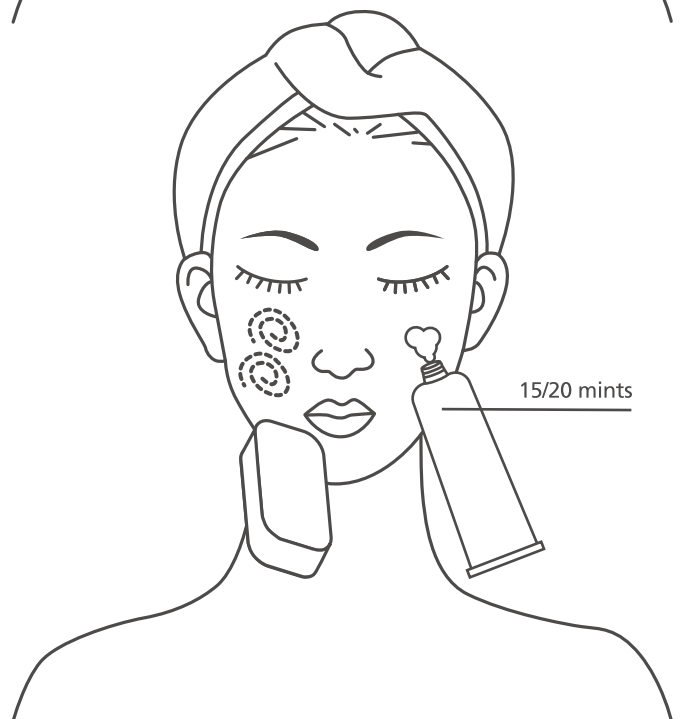
STEP I Prepare the skin

- ✦ Before starting any treatment, clean the area to be treated, to remove traces of makeup, dead skin, etc.
- ✦ It is recommended to realize a exfoliating treatment one week before.
- ✦ Anesthesia is not always necessary, but advisable for the comfort of patient, for treatments more than 0.50 mm.



STEP II Anesthesia

- ✦ Apply an anesthetic cream.
- ✦ Wait for 15 to 20 minutes.
- ✦ Clean carefully the area to be treated, to eliminate all traces.
- ✦ Apply an antibacterial solution before treatment.

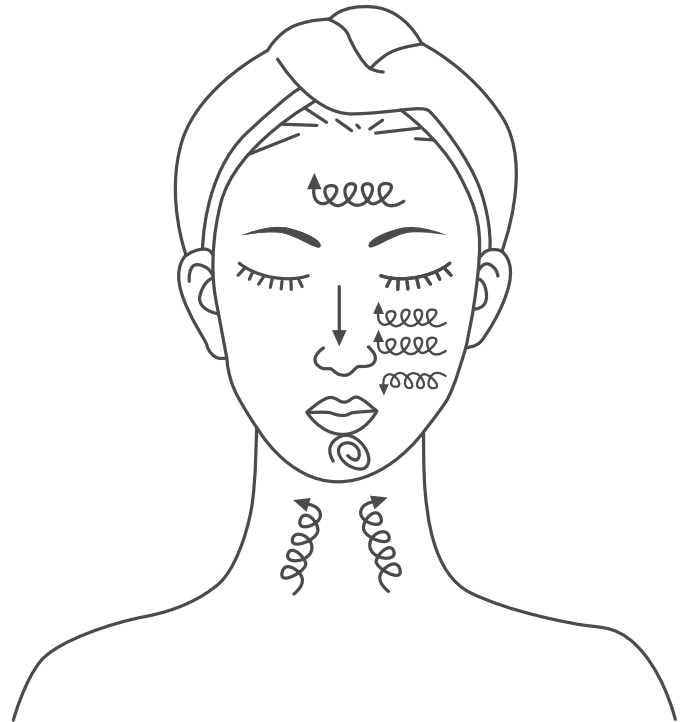


Dermica Pen[®]

Application

Application

STEP III Treatment



+ Adjust the proper depth of the needles for each treatment area.

+ Apply the appropriate topical solution before starting treatment. Start with the cheeks, chin, etc..

+ Apply DERMICA PEN tracing small circles from inside to outside. Do not press strongly.

+ Remember not to insist on the same area. Note that Dermica Pen generates hundreds of microchannels per second.

+ Turn to apply product again on a different area and go on with the treatment.

+ Repeat application of product in each area during treatment, and apply DERMICA PEN again without insisting.

+ If at the end of treatment with DERMICA PEN product remains, apply a gently massage to finish penetrating. .

+ As a general rule, remember that the deeper penetration of the needle corresponds to a higher speed.



Dermica Pen[®]

User's manual

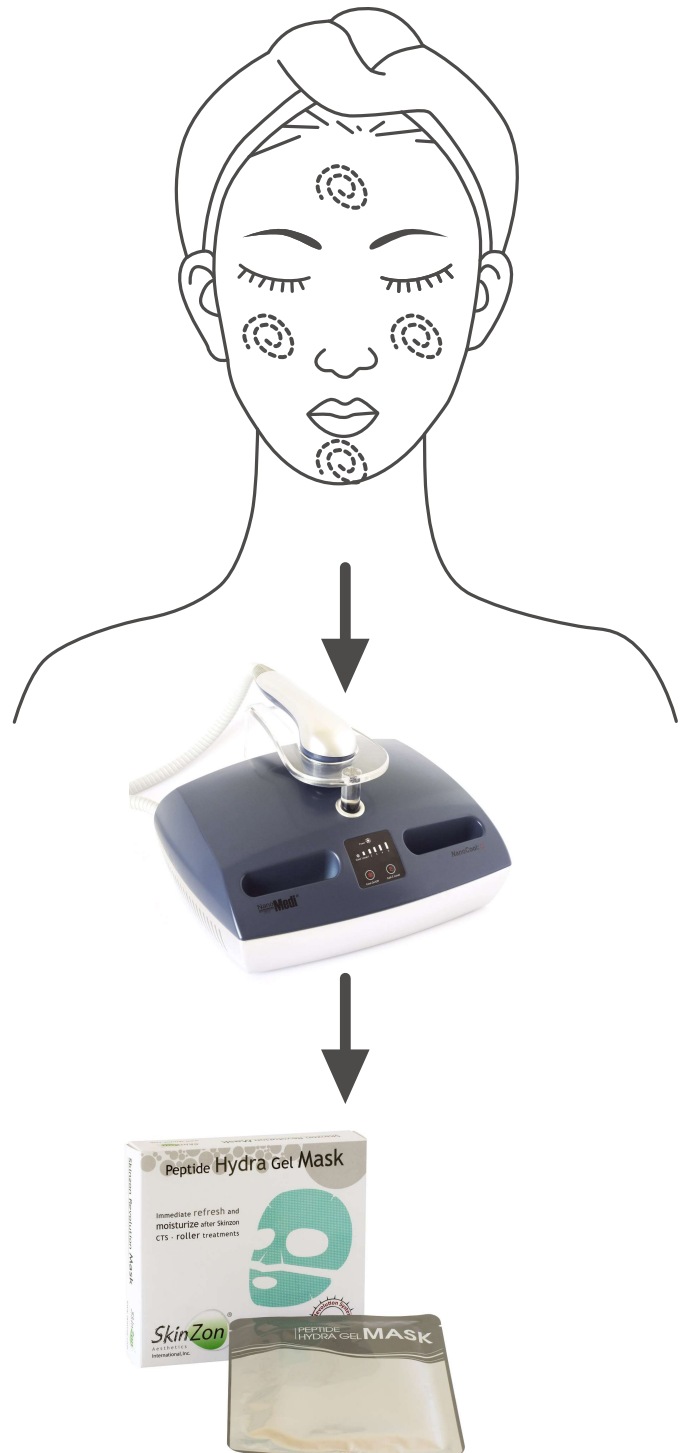
Procedure

STEP IV Finish the treatment

Apply a soothing mask. We recomend:

✦ **NanoCoolC.** Make an application of about 15 to 20 minutes to achieve an optimal penetration of active ingredients used, and to calm and relax the skin. Its aids recovery effect of erythema. Its cooling effect refreshes and tightens the skin.

Alternatively, apply a calming mask of hydrogel to help reduce erythema and makes an occlusion of the pores, enhancing the effectiveness of solutions and creating an antibacterial barrier.



dermica[®]
switzerland